



Club Health Assessment for District 23 A through September 2025

			Status	Membership						Reports				Finance	LCIF	
Club Number	Club Name	Charter Date	Times in Status Quo in Past 2 Years	Current Member Count **	YTD Members Added	YTD Members Dropped	YTD Net Growth% ***	Member Count 1 Year Ago	Dropped Members Avg.Length of Service	Months Since Membership Update	Current Officers Reported ****	Current President Repeated Term	VP Reported *****	Last Date Reported Service (mm/yyyy)	Account Balance	YTD Donations
Clubs less than two years old																
172126	Ansonia	06/12/2024	Active	15	0	0	0.00%	18		1	Y	3		09/2025	90+ Days	
179886	Brookfield - Global Service Cyber	06/20/2025	Active	25	5	0	25.00%	0		1	Y	2				
Clubs more than two years old																
8958	BEACON FALLS Exc Award (06/30/2023)	02/27/1953	Active	28	1	2	-3.45%	28	22	0	Y	4	R	05/2025		
8959	BETHANY Exc Award (06/30/2019, 06/30/2020, 06/30/2022, 06/30/2023, 06/30/2024)	03/06/1952	Active	59	1	7	-9.23%	59	24	0	Y	2	R	09/2025		\$110.00
8960	BETHEL	06/06/1928	Active	6	0	0	0.00%	6		16	Y			10/2024		
8961	BRANFORD Exc Award (06/30/2023, 06/30/2025)	05/22/1951	Active	59	0	2	-3.28%	54	26	2	Y		R	06/2025		\$1,020.00
8962	BRIDGEPORT HOST Exc Award (06/30/2023, 06/30/2025)	02/28/1921	Active	21	0	5	-19.23%	24	4	2	Y		IP	09/2025		\$100.00
8966	BROOKFIELD Exc Award (06/30/2018, 06/30/2022, 06/30/2023, 06/30/2025)	03/03/1966	Active	73	1	1	0.00%	70	7	0	Y	2	N	09/2025		\$260.00
8967	CHESHIRE	10/19/1949	Active	36	0	2	-5.26%	36	2	0	Y		N	08/2025		\$1,260.00
8968	DANBURY Exc Award (06/30/2022, 06/30/2023)	09/08/1927	Active	86	0	3	-3.37%	87	11	0	Y		N	09/2025		\$2,450.00
8969	DARIEN	02/17/1949	Active	10	0	0	0.00%	10		15	Y	9	R	02/2025		\$1,000.00
134305	Derby Centennial Exc Award (06/30/2023)	04/18/2018	Active	14	0	2	-12.50%	15	4	0	Y	4	R	09/2025		\$100.00
8971	DEVON	04/30/1942	Active	3	0	0	0.00%	3		14	N	13		05/2024	90+ Days	
68771	EAST HAVEN Exc Award (06/30/2021, 06/30/2023, 06/30/2024)	05/13/2003	Active	25	2	6	-13.79%	31	3	0	N	3	N	09/2025		\$40.00
8973	EASTON	04/19/1967	Active	21	0	3	-12.50%	21	23	2	Y	3		06/2025	90+ Days	
8974	FAIRFIELD	10/20/1936	Active	2	0	0	0.00%	2		14	N	None		09/2024	90+ Days	
8975	GEORGETOWN	02/24/1950	Active	19	3	0	18.75%	17		1	Y	9		06/2025		\$300.00
8976	GREENWICH	08/28/1923	Active	28	0	1	-3.45%	25	63	1	Y	3	R	09/2025		\$50.00



Club Health Assessment for District 23 A through September 2025

			Status	Membership						Reports				Finance	LCIF	
Club Number	Club Name	Charter Date	Times in Status Quo in Past 2 Years	Current Member Count **	YTD Members Added	YTD Members Dropped	YTD Net Growth% ***	Member Count 1 Year Ago	Dropped Members Avg.Length of Service	Months Since Membership Update	Current Officers Reported ****	Current President Repeated Term	VP Reported *****	Last Date Reported Service (mm/yyyy)	Account Balance	YTD Donations
Exc Award (06/30/2025)																
8978	GUILFORD	04/26/1950	Active(2)	5	0	0	0.00%	5		9	Y	4		10/2024	90+ Days	
8979	HAMDEN	11/17/1949	Active	32	2	1	3.23%	27	2	0	Y	3	R	09/2025	90+ Days	
Exc Award (06/30/2024)																
8980	MADISON	02/22/1956	Active	12	0	0	0.00%	12		8	Y	2	N	10/2024		
8981	MERIDEN	11/05/1923	Active	111	2	1	0.91%	113	18	0	Y		N	09/2025		
Exc Award (06/30/2024)																
8982	MIDDLEBURY	02/27/1952	Active	21	0	0	0.00%	22		5	Y	5		06/2025		
8983	MILFORD	07/24/1951	Active	17	0	4	-19.05%	17	2	1	Y		N	06/2025		
Exc Award (06/30/2025)																
8985	MONROE	03/20/1952	Active	10	0	0	0.00%	11		2	Y	5		12/2024		
8986	NAUGATUCK	12/12/1950	Active	4	0	0	0.00%	8		3	N	None		10/2024	90+ Days	
8987	NEW CANAAN	03/15/1929	Active	14	0	0	0.00%	14		10	Y	4		07/2024		
8988	NEW FAIRFIELD	12/21/1951	Active	51	0	0	0.00%	45		3	N		N	06/2025		\$110.00
Exc Award (06/30/2022, 06/30/2023)																
56805	NEW FAIRFIELD CANDLEWOOD	04/11/1995	Active	3	0	0	0.00%	21		2	N	3		07/2025		
8989	NEW HAVEN	02/09/1922	Active	29	0	0	0.00%	29		4	Y		N	04/2025		\$25.00
Exc Award (06/30/2022)																
8991	NEWTOWN	11/30/1948	Active	57	0	0	0.00%	49		0	Y	2	N	06/2025		
Exc Award (06/30/2018, 06/30/2025)																
8993	NORTH HAVEN	03/28/1952	Active	17	1	0	6.25%	17		2	Y	4		09/2025		\$1,170.00
Exc Award (06/30/2020, 06/30/2021, 06/30/2023, 06/30/2024)																
8994	NORWALK	07/10/1946	Active	24	0	0	0.00%	23		11	Y	5	R	09/2025		
8996	ORANGE	04/23/1952	Active	49	0	3	-5.77%	49	18	1	Y	3	R	09/2025		
Exc Award (06/30/2018, 06/30/2022)																
8997	OXFORD	03/15/1951	Active	21	0	0	0.00%	22		6	Y	3		05/2025	90+ Days	
63134	PROSPECT	05/09/2000	Active	5	0	0	0.00%	5		7	Y			03/2025		
8999	RIDGEFIELD	04/19/1929	Active	29	0	0	0.00%	23		5	Y		N	09/2025		
Exc Award (06/30/2022)																
9000	SEYMOUR	08/27/1952	Active	48	0	2	-4.00%	46	4	2	Y	2		09/2025		\$40.00



Club Health Assessment for District 23 A through September 2025

			Status			Membership					Reports				Finance		LCIF	
Club Number	Club Name	Charter Date	Times in Status Quo in Past 2 Years	Current Member Count **	YTD Members Added	YTD Members Dropped	YTD Net Growth***	Member Count 1 Year Ago	Dropped Members Avg.Length of Service	Months Since Membership Update	Current Officers Reported ****	Current President Repeated Term	VP Reported *****	Last Date Reported Service (mm/yyyy)	Account Balance	YTD Donations		
Exc Award (06/30/2017, 06/30/2018, 06/30/2020, 06/30/2021, 06/30/2022, 06/30/2023, 06/30/2024, 06/30/2025)																		
126536	Southbury Community	01/25/2016	Active	12	0	6	-33.33%	17	6	1	Y		IP	09/2025	90+ Days	\$40.00		
9004	STAMFORD	11/11/1965	Active	2	0	0	0.00%	0		9	N	None		12/2024				
9005	STRATFORD	11/22/1929	Active	18	2	4	-10.00%	13	1	0	Y	3		09/2025				
Exc Award (06/30/2024)																		
45668	TRUMBULL CENTER	01/27/1986	Active	16	0	0	0.00%	16		3	Y	2		06/2025	90+ Days			
132299	Wallingford Bengal Centennial	08/23/2017	Active(1)	11	0	0	0.00%	11		7	Y	3		04/2025				
9013	WALLINGFORD LIONS CLUB, INC.	12/18/1967	Active	20	0	0	0.00%	21		3	Y			09/2025				
Exc Award (06/30/2022, 06/30/2023, 06/30/2024)																		
9008	WATERBURY	10/18/1923	Active	25	0	1	-3.85%	25	0	0	Y	2	N	09/2025	90+ Days		\$10.00	
9009	WEST HAVEN	04/25/1951	Active	2	0	0	0.00%	2		9	Y	3		12/2024				
9011	WOLCOTT	04/23/1952	Active	68	0	1	-1.45%	68	36	0	Y	2	R	03/2025				
Exc Award (06/30/2018)																		
9012	WOODBIDGE	05/24/1951	Active	6	0	0	0.00%	8		7	Y	9		11/2024				
Current Total Clubs Count	YTD New Clubs Count	YTD Cancelled Clubs Count	YTD Net Club Gain	Current Total Members Count	YTD Add	YTD Drop	YTD Net Growth %	Member Count 12 Months Ago	Average Member Count Per Club	% of Clubs with less than 20 members	% No Officer Report in 12 Months	% of Clubs with balance 90+ days	Number of Clubs in Status Quo	% Status Quo Clubs in Financial Suspension	Number of Cancelled Clubs	Average Cancelled Club Age	Members Lost Due to Cancellation	% of Clubs Cancelled for Non-Financial Reasons
48	0	0	0	1,269	20	57	-37	-2.83%	1,245	26	48%	4%	23%	0	0%	0	0	0%

* - P - Priority Club. Cancellation Reasons: 1-Objectives/conduct, 2-Non-active club, 5-Non-existing club, 6-Disbanding, 7-Merger, 8-Financial Suspension, 9-District/Multiple District Dues.

** Red denotes below 15 active members.


*** Red denotes 20% + loss.

**** Y - all 3 (President, Secretary, Treasurer) club officers reported, N - not all 3 reported.

***** Abbreviation: N-New, IP-Immediate Past, R-Repeat.



Club Health Assessment for District 23 B through September 2025

			Status	Membership					Reports					Finance	LCIF	
Club Number	Club Name	Charter Date	Times in Status Quo in Past 2 Years	Current Member Count **	YTD Members Added	YTD Members Dropped	YTD Net Growth% ***	Member Count 1 Year Ago	Dropped Members Avg.Length of Service	Months Since Membership Update	Current Officers Reported ****	Current President Repeated Term	VP Reported *****	Last Date Reported Service (mm/yyyy)	Account Balance	YTD Donations
Clubs less than two years old																
177521	Greater Hartford Aikyam	08/16/2024	Active	22	0	0	0.00%	20		3	Y	2	R	04/2025	90+ Days	
Clubs more than two years old																
9014	AVON Exc Award (06/30/2021, 06/30/2022)	06/18/1951	Active	36	0	0	0.00%	37		3	Y	4		08/2025		\$20.00
9015	BARKHAMSTED Exc Award (06/30/2020, 06/30/2021, 06/30/2022, 06/30/2023)	10/20/1966	Active	20	0	5	-20.00%	43	11	0	Y	3		09/2025		\$10.00
9016	BERLIN Exc Award (06/30/2023, 06/30/2024)	10/27/1941	Active	123	1	0	0.82%	121		1	Y		N	08/2025		
9017	BETHLEHEM	05/30/1972	Active(1)	23	1	0	4.55%	20		2	N	None		04/2025	90+ Days	\$250.00
9018	BLOOMFIELD Exc Award (06/30/2022, 06/30/2023)	03/05/1942	Active	30	1	0	3.45%	28		0	Y	4	R	09/2025		\$50.00
9019	BRISTOL Exc Award (06/30/2021)	03/23/1926	Active	20	0	0	0.00%	19		3	Y	7		06/2025		\$200.00
9020	BURLINGTON	03/12/1968	Active	40	0	0	0.00%	40		2	Y	2	N	08/2024	90+ Days	
53441	CANAAN NORTHWEST	06/29/1992	Active	16	0	0	0.00%	19		3	Y	2	N	06/2025		
9021	CANTON Exc Award (06/30/2021)	11/23/1951	Active	22	0	0	0.00%	22		12	Y	2	R	10/2024		
38579	COLEBROOK	06/30/1980	Active	29	2	0	7.41%	27		1	Y	13	R	08/2025		
149081	CONNECTICUT UNITED HEARTS AND HANDS Exc Award (06/30/2023)	11/22/2021	Active	12	0	0	0.00%	14		4	Y	4		07/2025		
9022	EAST GRANBY	04/28/1960	Active	9	0	0	0.00%	11		3	N	None		03/2025	90+ Days	\$500.00
9023	EAST HARTFORD Exc Award (06/30/2018, 06/30/2025)	01/16/1950	Active	44	0	0	0.00%	39		2	Y		N	08/2025		\$1,474.91
9024	EAST WINDSOR Exc Award (06/30/2022, 06/30/2023)	06/29/1953	Active	13	0	0	0.00%	18		4	Y			01/2025		
9025	ENFIELD Exc Award (06/30/2022)	03/31/1942	Active	15	1	1	0.00%	15	1	1	Y	8	R	08/2025		\$40.00
135571	Glastonbury Centennial Exc Award (06/30/2021, 06/30/2023)	06/26/2018	Active	13	1	0	8.33%	12		2	Y		N	09/2025		\$100.00



Club Health Assessment for District 23 B through September 2025

			Status	Membership					Reports				Finance		LCIF	
Club Number	Club Name	Charter Date	Times in Status Quo in Past 2 Years	Current Member Count **	YTD Members Added	YTD Members Dropped	YTD Net Growth% ***	Member Count 1 Year Ago	Dropped Members Avg.Length of Service	Months Since Membership Update	Current Officers Reported ****	Current President Repeated Term	VP Reported *****	Last Date Reported Service (mm/yyyy)	Account Balance	YTD Donations
9027	GRANBY	03/20/1953	Active	50	1	0	2.04%	47		0	Y		N	09/2025		
Exc Award (06/30/2022, 06/30/2023)																
9028	GREATER HARTFORD HOST	05/18/1922	Active	28	0	0	0.00%	28		2	Y		N	09/2024		\$10.00
64449	GREATER HARTFORD WEST INDIAN	06/28/2001	Active	30	0	0	0.00%	33		6	Y	5	N	03/2025		
128882	Hartford County Everest Centennial	09/12/2016	Active	39	1	13	-23.53%	42	3	0	Y		N	07/2025		
Exc Award (06/30/2020, 06/30/2021, 06/30/2022, 06/30/2025)																
109889	HARTFORD DIVERSITY	12/15/2010	Active	10	0	1	-9.09%	12	4	2	N	None	R	05/2025	90+ Days	
29404	HARTFORD EVENING	05/29/1974	Active	21	0	0	0.00%	33		1	Y	8	R	08/2025	90+ Days	
Exc Award (06/30/2021, 06/30/2022)																
51701	HARTFORD MULTI-NATIONAL	05/29/1991	Active	26	2	1	4.00%	28	4	0	Y	2	N	09/2025		\$1,800.00
Exc Award (06/30/2023)																
152799	Hartford Pak-K2	10/17/2022	Active	48	0	0	0.00%	41		3	Y		N	03/2025	90+ Days	
35723	HARTLAND	06/19/1978	Active	20	0	0	0.00%	21		4	Y	11		06/2025		
9029	HARWINTON	01/30/1962	Active	33	0	0	0.00%	31		3	Y	2	N	09/2025		\$2,000.00
35043	KENT	02/03/1978	Active	70	2	2	0.00%	67	14	0	Y		IP	08/2025		\$100.00
9030	LITCHFIELD	01/30/1950	Active	52	0	0	0.00%	58		3	Y	16	N	10/2024		
9031	MANCHESTER	06/28/1949	Active	19	1	0	5.56%	19		2	Y	3		09/2025		
9032	MARLBOROUGH	10/28/1952	Active	21	1	0	5.00%	20		0	Y	2	N	09/2025		
Exc Award (06/30/2021)																
9033	NEW BRITAIN	07/11/1922	Active	44	0	1	-2.22%	48	15	1	Y		N	08/2025		\$400.00
Exc Award (06/30/2021, 06/30/2023)																
9035	NEW HARTFORD	09/17/1970	Active	32	0	0	0.00%	31		2	Y	4	R	06/2025		
Exc Award (06/30/2021, 06/30/2022, 06/30/2023, 06/30/2024)																
9037	NEW MILFORD	04/18/1929	Active	42	0	0	0.00%	40		3	Y		N	08/2025		
9038	NORFOLK	01/30/1951	Active	20	0	0	0.00%	18		3	Y	3	R	11/2024		
140733	Northwestern Connecticut Cyber	01/29/2020	Active	22	0	0	0.00%	22		4	Y	5	R	08/2025		
Exc Award (06/30/2023)																
9039	PLAINVILLE	05/15/1941	Active	22	0	0	0.00%	21		2	N	None		09/2025		
Exc Award (06/30/2024)																




Club Health Assessment for District 23 B through September 2025

			Status	Membership						Reports				Finance		LCIF	
Club Number	Club Name	Charter Date	Times in Status Quo in Past 2 Years	Current Member Count **	YTD Members Added	YTD Members Dropped	YTD Net Growth% ***	Member Count 1 Year Ago	Dropped Members Avg.Length of Service	Months Since Membership Update	Current Officers Reported ****	Current President Repeated Term	VP Reported *****	Last Date Reported Service (mm/yyyy)	Account Balance	YTD Donations	
154083	Riverton (CT)	03/28/2023	Active	37	1	3	-5.13%	29	5	2	Y	2	R	08/2025		\$1,697.23	
	Exc Award (06/30/2025)																
9040	ROCKY HILL	02/28/1949	Active	15	0	1	-6.25%	17	2	0	Y	2		05/2025			
127325	Rocky Hill Veteran	04/21/2016	Active	5	0	0	0.00%	4		3	N		R	09/2025		90+ Days	
9042	SIMSBURY	06/15/1965	Active	21	0	0	0.00%	25		3	Y	2	R	09/2025	90+ Days		
	Exc Award (06/30/2018, 06/30/2023)																
9044	SOUTH WINDSOR	06/08/1961	Active	38	0	0	0.00%	37		0	Y	2	R	09/2025			
	Exc Award (06/30/2022, 06/30/2025)																
9043	SOUTHINGTON	02/05/1942	Active	25	2	0	8.70%	23		0	Y		N	08/2025			
9045	SUFFIELD	04/29/1955	Active	8	2	0	33.33%	6		0	Y	2		09/2025			
9046	TERRYVILLE	06/27/1941	Active	86	3	1	2.38%	92	7	1	Y		N	09/2025		\$130.00	
105281	THOMASTON	04/20/2009	Active	25	0	0	0.00%	27		9	Y	9	R	03/2025			
9048	TORRINGTON	11/30/1925	Active	26	1	4	-10.34%	30	2	0	Y	2	R	09/2025			
9049	UNIONVILLE	11/29/1941	Active	20	0	0	0.00%	19		2	Y		R	04/2025			
9050	WASHINGTON	05/31/1941	Active	36	0	0	0.00%	36		3	Y	16	N	05/2025			
9051	WATERTOWN	10/25/1949	Active	40	0	0	0.00%	41		2	N		N	07/2024		\$20.00	
	Exc Award (06/30/2023)																
140049	West Hartford Lumbini	10/18/2019	Active	41	0	0	0.00%	41		12	Y	2	R	08/2024			
	Exc Award (06/30/2021)																
9053	WETHERSFIELD	11/29/1949	Active	10	0	0	0.00%	3		6	Y	9		07/2025			
9054	WINDSOR	12/15/1949	Active	46	1	0	2.22%	45		2	Y	2	N	06/2025			
	Exc Award (06/30/2021, 06/30/2022, 06/30/2023)																
9055	WINDSOR LOCKS	06/06/1942	Active	79	0	0	0.00%	86		4	Y		N	01/2025			
	Exc Award (06/30/2022)																
9056	WINSTED	03/16/1960	Active	17	0	1	-5.56%	18	5	0	Y	2	R	09/2025			
	Exc Award (06/30/2021)																
9057	WOODBURY	04/08/1936	Active	58	0	3	-4.92%	59	2	1	Y		N	06/2025			
	Exc Award (06/30/2022)																



Club Health Assessment for District 23 B through September 2025

<div>International Club of Professional Engineers and Surveyors</div>						Status		Membership					Reports				Finance		LCIF
						Times in Status Quo in Past 2 Years		Current Member Count **	YTD Members Added	YTD Members Dropped	YTD Net Growth***	Member Count 1 Year Ago	Dropped Members Avg.Length of Service	Months Since Membership Update	Current Officers Reported ****	Current President Repeated Term	VP Reported *****	Last Date Reported Service (mm/yyyy)	Account Balance
Club Number	Club Name		Charter Date																
Current Total Clubs Count	YTD New Clubs Count	YTD Cancelled Clubs Count	YTD Net Club Gain	Current Total Members Count	YTD Add	YTD Drop	YTD Net Growth	YTD Net Growth %	Member Count 12 Months Ago	Average Member Count Per Club	% of Clubs with less than 20 members	% No Officer Report in 12 Months	% of Clubs with balance 90+ days	Number of Clubs in Status Quo	% Status Quo Clubs in Financial Suspension	Number of Cancelled Clubs	Average Cancelled Club Age	Members Lost Due to Cancellation	% of Clubs Cancelled for Non-Financial Reasons
56	0	0	0	1,769	25	37	-12	-0.67%	1,803	32	23%	2%	16%	0	0%	0	0	0	0%

* - P - Priority Club. Cancellation Reasons: 1-Objectives/conduct, 2-Non-active club, 5-Non-existing club, 6-Disbanding, 7-Merger, 8-Financial Suspension, 9-District/Multiple District Dues.

** Red denotes below 15 active members.

*** Red denotes 20% + loss.

**** Y - all 3 (President, Secretary, Treasurer) club officers reported, N - not all 3 reported.

***** Abbreviation: N-New, IP-Immediate Past, R-Repeat.



Club Health Assessment for District 23 C through September 2025

			Status	Membership					Reports					Finance		LCIF
Club Number	Club Name	Charter Date	Times in Status Quo in Past 2 Years	Current Member Count **	YTD Members Added	YTD Members Dropped	YTD Net Growth% ***	Member Count 1 Year Ago	Dropped Members Avg.Length of Service	Months Since Membership Update	Current Officers Reported ****	Current President Repeated Term	VP Reported *****	Last Date Reported Service (mm/yyyy)	Account Balance	YTD Donations
Clubs less than two years old																
179958	Chaplin Veterans	12/19/2024	Active	22	0	0	0.00%	0		4	Y	2	R	08/2025	90+ Days	
179116	Comstock Regional	10/17/2024	Active	24	0	0	0.00%	0		2	Y		IP	06/2025		
189649	Eastern CT Mental Wellness	08/29/2025	Newly Chartered	22	22	0	100.00%	0		0	Y			09/2025		
182939	Forest City	06/26/2025	Active	23	2	1	4.55%	0	0	0	Y	2		08/2025		\$2,000.00
181235	UConn	03/13/2025	Active	25	0	1	-3.85%	0	0	2	Y		R	03/2025		
179953	Willimantic Latino	12/18/2024	Active	15	0	0	0.00%	0		3	Y	2	R	08/2025		
Clubs more than two years old																
32002	BOLTON	04/05/1976	Active	7	0	0	0.00%	8		0	Y	7	R	09/2022		
52895	BOLTON REGIONAL	04/16/1992	Active	15	0	1	-6.25%	15	2	1	Y	5	R	05/2025		\$500.00
9059	CANTERBURY	06/12/1972	Active	35	3	0	9.38%	31		0	Y		R	09/2025		\$210.00
Exc Award (06/30/2017, 06/30/2022, 06/30/2024)																
9060	CLINTON	09/26/1950	Active	39	0	3	-7.14%	41	20	2	Y		R	06/2025		
Exc Award (06/30/2021, 06/30/2022)																
9061	COLCHESTER	08/02/1949	Active	86	0	0	0.00%	83		0	Y		N	09/2025		\$20.00
Exc Award (06/30/2016, 06/30/2017, 06/30/2018, 06/30/2019, 06/30/2025)																
9062	COLUMBIA	05/23/1955	Active	32	1	1	0.00%	33	36	0	Y		N	07/2025		
Exc Award (06/30/2017)																
9063	COVENTRY	09/30/1952	Active	29	1	0	3.57%	30		0	Y	4	R	09/2025		\$10.00
138089	Cromwell CT	02/13/2020	Active	26	0	0	0.00%	25		3	Y	5	R	09/2025		\$25.00
Exc Award (06/30/2022, 06/30/2023, 06/30/2024)																
9065	DANIELSON	04/01/1954	Active	18	0	0	0.00%	19		0	Y		N	09/2025		\$500.00
Exc Award (06/30/2018)																
9066	DEEP RIVER-CHESTER	09/01/1950	Active	17	0	0	0.00%	16		3	Y		N	05/2025		
9067	DURHAM	10/24/1951	Active	13	0	0	0.00%	13		15	Y	17		05/2025	90+ Days	
9068	EAST HADDAM	02/21/1955	Active	29	0	0	0.00%	29		3	Y	7		06/2025		\$10.00
52684	EAST HADDAM COMMUNITY	03/13/1992	Active	61	5	0	8.93%	50		1	Y		N	06/2025		\$100.00




Club Health Assessment for District 23 C through September 2025

			Status	Membership					Reports				Finance	LCIF		
Club Number	Club Name	Charter Date	Times in Status Quo in Past 2 Years	Current Member Count **	YTD Members Added	YTD Members Dropped	YTD Net Growth***	Member Count 1 Year Ago	Dropped Members Avg.Length of Service	Months Since Membership Update	Current Officers Reported ****	Current President Repeated Term	VP Reported *****	Last Date Reported Service (mm/yyyy)	Account Balance	YTD Donations
Exc Award (06/30/2018, 06/30/2023)																
9069	EAST HAMPTON	03/30/1957	Active	49	0	0	0.00%	49		1	Y	3	N	08/2025		\$704.00
Exc Award (06/30/2022)																
103885	EASTERN CONNECTICUT ASIAN AND AMERICAN L C	11/03/2008	P- Active	9	0	0	0.00%	9		13	N	None		02/2025	90+ Days	
141872	Eastern Connecticut Virtual	06/26/2020	Active	7	0	0	0.00%	7		4	Y	2	R	02/2025	90+ Days	
127444	Ellington Centennial	05/06/2016	Active	13	0	0	0.00%	13		3	Y		N	07/2025		
Exc Award (06/30/2023)																
9070	ESSEX	08/24/1950	Active	55	0	0	0.00%	51		3	Y		N	09/2025		\$20.00
9071	FRANKLIN	03/18/1968	Active	16	0	0	0.00%	17		4	Y	17		07/2025		\$25.00
Exc Award (06/30/2022)																
9073	HADDAM	09/12/1951	Active	6	0	0	0.00%	6		14	N	None		02/2025		
9074	HEBRON	12/03/1969	Active	62	0	1	-1.59%	61	36	1	Y		N	06/2025		\$20,110.00
Exc Award (06/30/2021)																
9075	KILLINGWORTH	11/18/1970	Active	50	0	2	-3.85%	61	3	0	Y		N	09/2025		\$1,020.00
Exc Award (06/30/2018, 06/30/2019, 06/30/2020, 06/30/2023)																
9076	LEBANON	01/31/1952	Active	54	0	0	0.00%	52		2	Y	2	R	09/2025		\$1,110.00
Exc Award (06/30/2024)																
9077	LEDYARD	08/11/1960	Active	41	6	2	10.81%	33	12	0	Y	2	R	09/2025		
Exc Award (06/30/2023, 06/30/2024, 06/30/2025)																
129793	LISBON-GRISWOLD CENTENNIAL	01/13/2017	Active	20	2	0	11.11%	18		2	Y		N	06/2025		\$126.00
Exc Award (06/30/2021)																
9078	LYME OLD LYME L C	04/11/1972	Active	37	0	3	-7.50%	41	3	0	N			07/2025		\$40.00
Exc Award (06/30/2022)																
9097	MANSFIELD	04/07/1952	Active	15	0	0	0.00%	14		10	Y	9		08/2025	90+ Days	\$5.00
Exc Award (06/30/2022)																
9079	MIDDLEFIELD	05/11/1956	Active	34	0	0	0.00%	34		1	Y		N	09/2025		\$22.00
9080	MIDDLETOWN	05/28/1929	Active	7	0	0	0.00%	12		3	N	3	N	10/2024		\$2,451.96
Exc Award (06/30/2018, 06/30/2019, 06/30/2020, 06/30/2021, 06/30/2022)																
9081	MONTVILLE	06/11/1958	Active	15	0	1	-6.25%	17	15	0	Y			09/2025		\$110.00
Exc Award (06/30/2018)																



Club Health Assessment for District 23 C through September 2025

			Status	Membership						Reports				Finance	LCIF	
Club Number	Club Name	Charter Date	Times in Status Quo in Past 2 Years	Current Member Count **	YTD Members Added	YTD Members Dropped	YTD Net Growth% ***	Member Count 1 Year Ago	Dropped Members Avg.Length of Service	Months Since Membership Update	Current Officers Reported ****	Current President Repeated Term	VP Reported *****	Last Date Reported Service (mm/yyyy)	Account Balance	YTD Donations
52745	MONTVILLE MOHEGAN-PEQUOT Exc Award (06/30/2016, 06/30/2022, 06/30/2023, 06/30/2024)	03/27/1992	Active	15	0	2	-11.76%	17	5	0	Y	2		08/2025		\$5.00
9083	MYSTIC Exc Award (06/30/2017)	09/15/1949	Active	42	0	0	0.00%	45		2	Y		N	02/2025		\$410.00
9084	NEW LONDON Exc Award (06/30/2021, 06/30/2022)	08/15/1922	Active	18	0	0	0.00%	18		16	Y	4	R	05/2025		
9085	NIANTIC Exc Award (06/30/2021, 06/30/2022)	08/23/1949	Active	60	1	2	-1.64%	64	19	0	Y	2	N	09/2025		
9086	NORTH STONINGTON Exc Award (06/30/2017, 06/30/2018, 06/30/2021, 06/30/2022, 06/30/2023)	03/27/1967	Active	31	0	0	0.00%	28		3	Y	2		09/2025		
9087	NORWICH Exc Award (06/30/2024)	04/11/1939	Active	11	1	1	0.00%	11	35	2	Y		IP	09/2025	90+ Days	
9089	OLD SAYBROOK Exc Award (06/30/2022, 06/30/2024)	06/27/1950	Active	28	0	0	0.00%	33		1	Y	2	R	09/2025		\$1,229.43
9090	PAWCATUCK Exc Award (06/30/2022)	10/25/1950	Active	31	2	0	6.90%	31		1	Y	3	R	07/2025		
9082	PLAINFIELD Exc Award (06/30/2022, 06/30/2023, 06/30/2024)	12/13/1951	Active	26	0	0	0.00%	29		3	Y	5	N	09/2025		
9091	POMFRET Exc Award (06/30/2022)	09/09/1954	Active	43	0	2	-4.44%	26	9	2	Y	3		04/2021		
135479	Portland Exc Award (06/30/2019, 06/30/2020, 06/30/2022)	06/29/2018	Active	26	3	0	13.04%	24		0	Y	2	R	07/2025		\$70.00
9093	PUTNAM Exc Award (06/30/2019, 06/30/2020, 06/30/2022, 06/30/2023, 06/30/2025)	09/29/1949	Active	50	0	2	-3.85%	57	24	0	Y	2	R	09/2025		\$1,000.00
9094	SALEM Exc Award (06/30/2021, 06/30/2023, 06/30/2024)	05/17/1973	Active	35	0	0	0.00%	32		0	Y	2		09/2025		
9095	SOMERS Exc Award (06/30/2024)	01/30/1953	Active	17	0	0	0.00%	18		4	Y	8	R	08/2025		
9096	STAFFORD	07/30/1951	Active	21	0	0	0.00%	24		6	Y	2		12/2024		



Club Health Assessment for District 23 C through September 2025

Club Number Club Name		Charter Date	Status		Membership						Reports				Finance		LCIF		
			Times in Status Quo in Past 2 Years	Current Member Count **	YTD Members Added	YTD Members Dropped	YTD Net Growth% ***	Member Count 1 Year Ago	Dropped Members Avg.Length of Service	Months Since Membership Update	Current Officers Reported ****	Current President Repeated Term	VP Reported *****	Last Date Reported Service (mm/yyyy)	Account Balance	YTD Donations			
Exc Award (06/30/2021, 06/30/2022)																			
60877	TAFTVILLE	06/15/1998	Active	14	0	0	0.00%	16		3	Y			06/2025					
Exc Award (06/30/2016, 06/30/2017, 06/30/2018)																			
9099	THOMPSON	04/29/1953	Active	40	8	0	25.00%	37		0	Y	2	R	05/2025					
Exc Award (06/30/2023)																			
9100	TOLLAND	11/10/1969	Active	25	0	0	0.00%	29		2	Y	3		06/2025		\$100.00			
Exc Award (06/30/2017, 06/30/2024, 06/30/2025)																			
133871	Vernon-Rockville	04/10/2018	Active	6	0	0	0.00%	7		8	N	None		05/2025					
Exc Award (06/30/2021)																			
53387	WATERFORD REGIONAL	06/30/1992	Active	26	0	2	-7.14%	22	21	0	Y		N	09/2025		\$120.00			
Exc Award (06/30/2017, 06/30/2018, 06/30/2019, 06/30/2020, 06/30/2021, 06/30/2022)																			
9102	WILLIMANTIC	03/31/1941	Active	37	3	3	0.00%	32	1	1	Y		N	08/2025		\$50.00			
Exc Award (06/30/2022, 06/30/2023)																			
9103	WOODSTOCK	01/16/1956	Active	24	0	1	-4.00%	28	3	2	Y		R	03/2025		\$5.00			
Exc Award (06/30/2023)																			
Current Total Clubs Count	YTD New Clubs Count	YTD Cancelled Clubs Count	YTD Net Club Gain	Current Total Members Count	YTD Add	YTD Drop	YTD Net Growth	YTD Net Growth %	Member Count 12 Months Ago	Average Member Count Per Club	% of Clubs with less than 20 members	% No Officer Report in 12 Months	% of Clubs with balance 90+ days	Number of Clubs in Status Quo	% Status Quo Clubs in Financial Suspension	Number of Cancelled Clubs	Average Cancelled Club Age	Members Lost Due to Cancellation	% of Clubs Cancelled for Non-Financial Reasons
58	1	0	1	1,654	60	31	29	1.78%	1,516	29	34%	3%	10%	0	0%	0	0	0	0%

* - P - Priority Club. Cancellation Reasons: 1-Objectives/conduct, 2-Non-active club, 5-Non-existing club, 6-Disbanding, 7-Merger, 8-Financial Suspension, 9-District/Multiple District Dues.

** Red denotes below 15 active members.

*** Red denotes 20% + loss.

**** Y - all 3 (President, Secretary, Treasurer) club officers reported, N - not all 3 reported.

***** Abbreviation: N-New, IP-Immediate Past, R-Repeat.